

# Flint



# Flint

## Features

The collection consists of a 2000 lounge with arms, an 1800 armless lounge as well as small and large ottomans. Position the lounges independently to highlight their faceted surfaces or nest the positive and negative pieces together to create a seamless landscape.

## Finishes

Fully upholstered in approved contract fabrics, vinyl and leather.

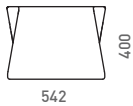
## Design

Tom Fereday

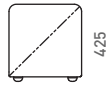
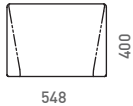


## Dimensions

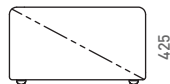
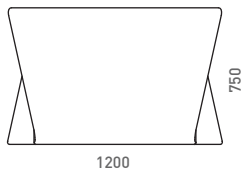
### Small negative ottoman



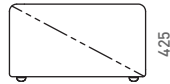
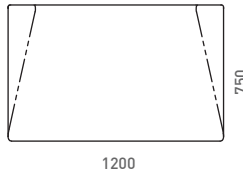
### Small positive ottoman



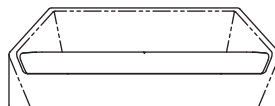
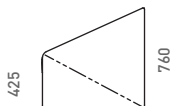
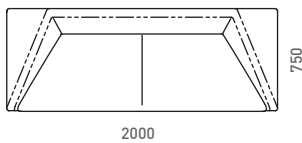
### Large negative ottoman




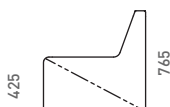
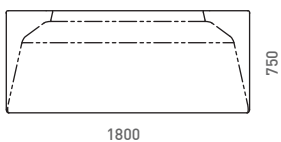
### Large positive ottoman



### 2000 Lounge



### 1800 Armless lounge



# Flint

## Configurations



# Flint

---

## Care & maintenance

### Fabric

Upholstered products such as lounges should be protected from direct sunlight as this may lighten fabric colour. Vacuum regularly on low suction. Regularly rotate reversible cushions to allow even fading.

### Leather

Upholstered products such as lounges should be protected from direct sunlight, direct heat and weather. Regularly dust with a clean dry duster.

### Powder coated & chrome steel

Chair and table legs should be wiped down with a soft damp cloth. Do not use abrasive cleaning products

### Laminate

Desks & tables should be cleaned with a soft, damp cloth. Do not use abrasive cleaning products. Wipe any liquid spills away quickly.

